

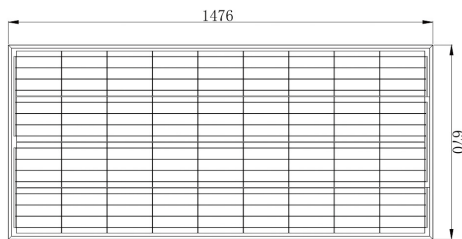
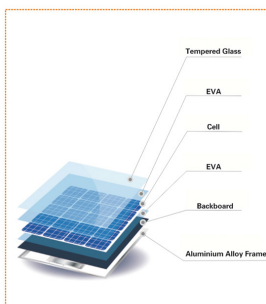
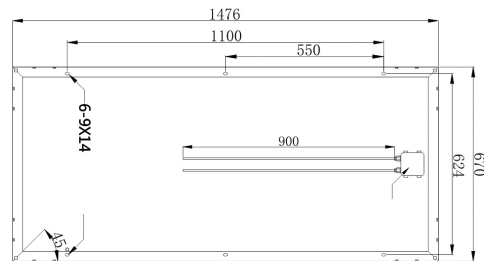


## Electrical Performance Parameter

Module Type	FS-150W-Hc	FS-160W-Hc
<b>Max.Power(Pmax)</b>	150	160
<b>Opt.Operating Voltage(Vmp)</b>	18.3	18.6
<b>Opt.Operating Current(Imp)</b>	8.20	8.61
<b>Open Circuit Voltage(Voc)</b>	22.4	22.8
<b>Short Circuit Current(Isc)</b>	8.74	9.11
<b>Module Efficiency ( % )</b>	15.3	16.4

## Specification

Module Type	FS-150W-Hc	FS-160W-Hc
<b>Cell Type</b>	<b>Polycrystalline</b>	<b>Polycrystalline</b>
<b>Module Dimensions ( mm )</b>	1476*670*35	1476*670*35
<b>Cable Length(mm)</b>	900	900
<b>Connector</b>	None/MC4	None/MC4
<b>Weight ( kg )</b>	11.25	11.25

**FS-150W-Hc**
**FS-160W-Hc**
**Front View**

**Back View**


- Efficient light energy conversion rate
- Customized Service
- Performance Warranty 25
- Green Energy
- Hail test(Hail Diameter/im :25mm/23m/s)

